

Stronghold






A high quality luminaire designed for internal or external applications, rated IP65, IK10+, integral sensor and emergency options available. The Stronghold is an Anti Ligtature luminaire and tested to BSEN60529:1992 and A2:2013 and is available with a night light and cornice option.



Features

- Flat opal polycarbonate diffuser as standard
- Manufactured from mild steel
- IP65 & IK10
- Available with night light function
- Range of outputs available
- 22K, 27K, 3K, 4K, 5K, 65K LEDs

Applications

-  Car Park
-  Custodial
-  External
-  Mental Health
-  Vandal Resistant

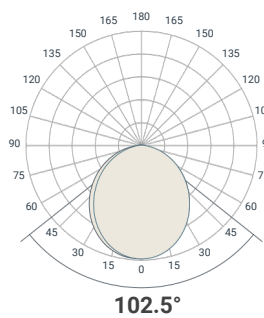
Options and Accessories

- EMFL** EM LiFePO4 (4W)
- EMFLST** EM SELFTTEST LiFePO4 (4W)
- DD** SwitchDIM/DALI
- WL** Wireless Control System
- WLEM** Wireless Monitored Emergency
- NL** Night Light
- SI** Silver
- BL** Black
- CM** Corner Mounting

Technical Details

Part No.	Description	Power (W)	Luminaire Lumens	LI/cW
LP-STR-22-2-4K	Vandal Resistant Linear Luminaire White Body 600mm	22	2480	112.7
LP-STR-31-3-4K	Vandal Resistant Linear Luminaire White Body 900mm	31	3495	112.7
LP-STR-32-4-4K	Vandal Resistant Linear Luminaire White Body 1200mm	32	3607	112.7
LP-STR-44-4-4K	Vandal Resistant Linear Luminaire White Body 1200mm	44	4960	112.7
LP-STR-38-5-4K	Vandal Resistant Linear Luminaire White Body 1500mm	38	4284	112.7
LP-STR-44-5-4K	Vandal Resistant Linear Luminaire White Body 1500mm	44	4960	112.7
LP-STR-48-6-4K	Vandal Resistant Linear Luminaire White Body 1800mm	48	5411	112.7
LP-STR-68-6-4K	Vandal Resistant Linear Luminaire White Body 1800mm	68	7666	112.7

Photometric



Dimensions

