



150
LM/W

CB

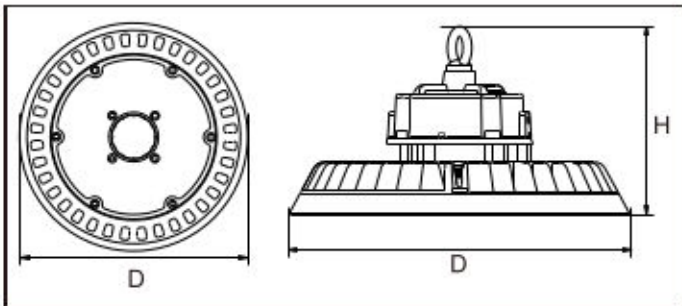
CE





Features


Housing: Die-cast
 Thermal Conductivity: 96 W/m · K
 Led: Philips
 CRI: Ra>80 (90 for option)
 SDCM: <6
 Power Factor: >0.95
 THD: <15
 Driver: Sosen
 Driver Efficiency: >93%
 Protection: OTP, OCP, OVP, SCP
 Surge Protection: 4KV
 Waterproof: IP65
 Impact Test: IK08
 Electrical: 100-277V, 50/60Hz
 Operating Temperature: - 40~60 °C
 TM21: L80B10>50,000H
 Lifetime: 50,000H



Functions

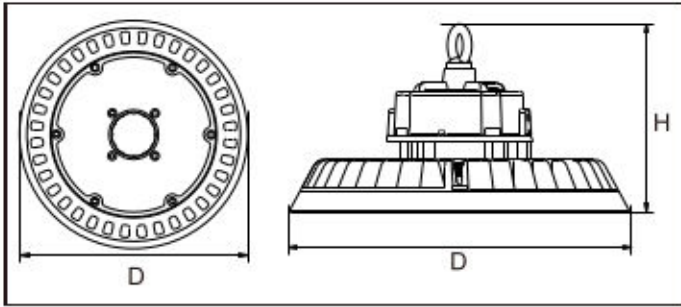
ZigBee · PWM · 0/1~10V · Micro-wave

Optical options:



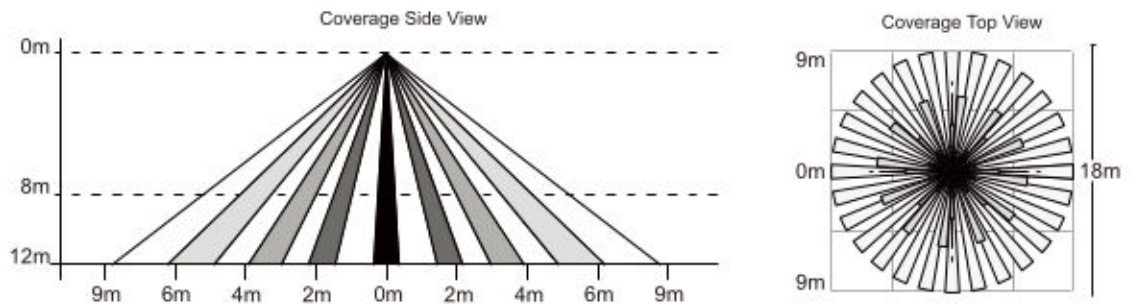
Watt	Voltage	Lumen	CRI	IP	Dimension
100W	100~277V	15000LM	>80	IP65	D254*H150
120W	100~277V	18000LM	>80	IP65	D309*H156
150W	100~277V	22500LM	>80	IP65	D309*H156
200W	100~277V	30000LM	>80	IP65	D354*H161

Packing



Outer Carton(mm)			QTY / CTN	NW/CTN	GW/CTN
305	305	145	1	1.80	2.30
365	365	150	1	2.20	3.00
365	365	150	1	2.20	3.00
410	410	155	1	2.90	3.90

Coverage




DIMMING FUNCTION


This function inside the motion sensor to achieve tri-level control, for some areas which require a light change notice before switch-off. The sensor offers 3 levels of light: 100%-->dimmed light (natural light is insufficient) -->off; and 2 periods of selectable waiting time: motion hold-time and stand-by period; Selectable daylight threshold and freedom of detection area.



With sufficient natural light, the light does not switch on when presence is detected.



With insufficient natural light, the sensor switches on the light automatically when presence is detected.



After hold-time, the light dims to stand-by level if the surrounding natural light is below the daylight threshold.



Light switches off automatically after the stand-by period elapses.

Re-programmable

Fixed on up to 12 meters after installation, the high bay will be not easy to adjust the working program. But the user may not satisfied with the performance and sensitivity or Dim level is needed to adjust for different season. In order to make the extra work easy and no machines are needed, one remote control is provided to re-program the sensor.



Distance range: 12m
Battery: AAx2