

Estrella Pro

Product Datasheet

Continuous or stand alone linear LED lighting system with opal diffuser

Product Data

Warranty	5 years
Applications	Interior
Certification(s)	UKCA, CE, RoHS

Physical Data

Colour Finish	Matte White (RAL9016) Matte Black (RAL9005) Matte Grey (RAL7046) Custom (special order)
Luminaire Fixing	Surface mounted, suspended, track mounted
Length (mm)	532 1064 1596 2128
Construction Material	Aluminium
Diffuser Type	TP(a) rated (Opal)



Electrical Data

Wattage	532mm: 7W 14W 26W 1064: 14W 28W 52W 1596mm: 21W 42W 78W 2128mm: 28W 56W
Power Factor	>0.90
Voltage Range	AC220-240V
Inrush Current	60A
Protection Class IEC	Class II

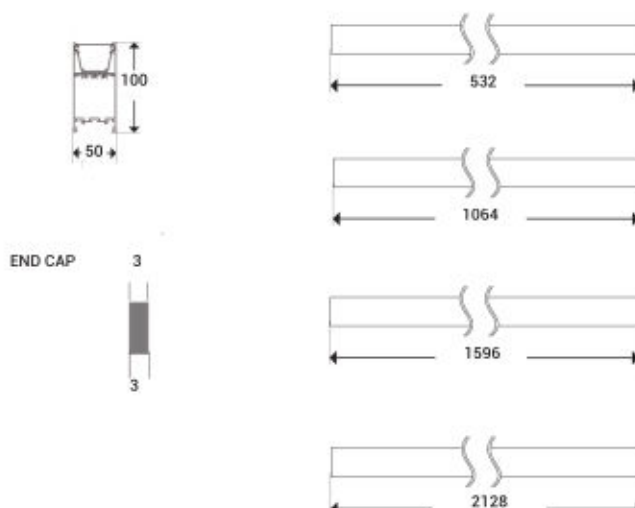
Performance Data

Efficacy	Up to 120 Lm/W
Operating Temperature	-20°C to +45°C (0°C to 40°C for emergency)
Kelvin	3000K 4000K 5000K Tunable white 2700K-6500K RGBW (4000K white)
Beam Angle	100°
Operating Hours	>50000
CRI	>90 Ra
UGR	<24
Flicker-free	Yes
IP Rating	IP40 (IP54 as a special)
IK Rating	IK08
Driver	Integral
Macadam Ellipse	≤3 sdc _m
L70 B50	100,000 hours
L80 B50	90,000 hours
L90 B50	42,000 hours
LEDs	Single bin Samsung

Excellent efficacy and a number of optics and customisations



Dimensions (mm)



Estrella Pro Opal Diffuser Family

Part Codes

Wattage	Lumens at 4000K	Running Current	Length (mm)	Weight (kg)
7W	827	150mA	532	2.1
14W	1653	300mA		
26W	3069	550mA		
14W	1682	300mA	1064	2.6
28W	3290	600mA		
52W	6080	1000mA		
21W	2433	450mA	1596	3.2
42W	4864	900mA		
78W	8989	1700mA		
28W	3311	600mA	2128	4.4
56W	6620	1200mA		



Estrella Pro Part Code Builder


Version	R34 Suspended / surface / track	
Lengths	05 532mm	01 L shape
	11 1064mm	02 T shape
	16 1596mm	03 +shape
	21 2128mm	
Optics	01 Opal Diffuser	08 Blank Module
	For more diffuser types see website	
Integrations	/SPT Integrated tiltable spotlight (Pulsar)	
Colour finish	/WT White	/BK Black
	/GR Grey	/RALxxxx Custom RAL
IP Rating	/IP54 IP54 body	
Kelvin	/3K 3000K	/TW Tunable white
	/4K 4000K	/RGBW RGBW
	/5K 5000K	
Wattage	/7W /14W /26W (532mm)	
	/14W /28W /52W (1064mm)	
	/21W /42W /78W (1596mm)	
	/28W /56W (2128mm)	
Light Output	/UP Direct/Indirect light (70% / 30%)	
Emergency	/E 3h Emergency	
	/EMPRO 3h DALI addressable Emergency	
	/E-Z10 Z10 Integral emergency with remote control testing	
Sensor	/PIR PIR sensor	
Casambi	/CC Casambi control	
Dimming	/DALI DALI dimming	
Hygiene	/AM-PC Antimicrobial Powder Coating	



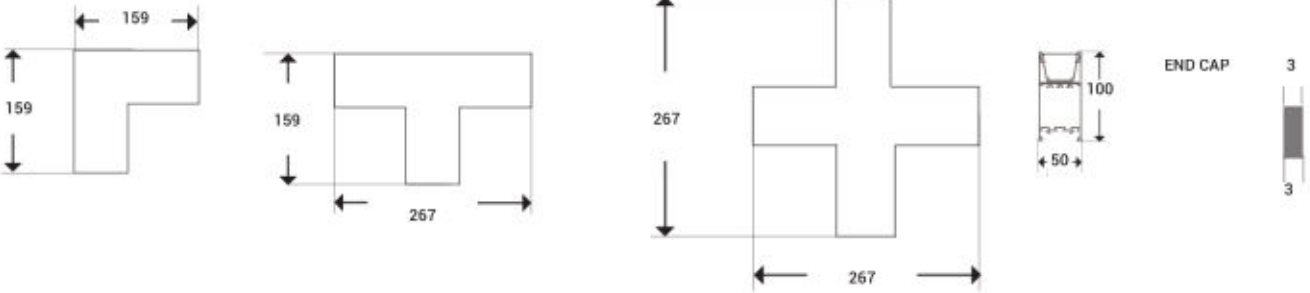
Estrella Pro shape pieces

Part Codes

Shape Piece	Weight (kg)
L shape Opal	0.4
T shape Opal	0.6
+ shape Opal	0.8



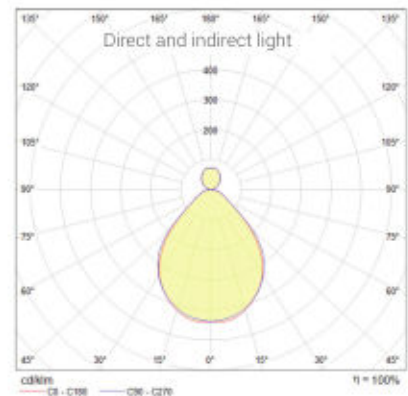
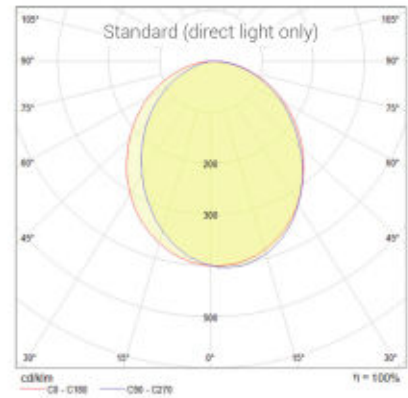
Dimensions (mm)



Estrella Pro Opal Diffuser Family



Light Distribution:



Estrella Pro Opal add on items

Description

- Estrella Pro connection pack
- Estrella Pro side wall mounting kit
- Estrella Pro surface mounting clips (pack of 2)
- Estrella Pro 3m suspension kit (pack of 2)
- Estrella Pro T Bar grid ceiling kit (pack of 2)
- Estrella Pro track mounting kit
- Estrella Pro solid rod mounting kit
- Estrella Pro 2 in 1 Connection Pack and Suspension
- Z10 Emergency remote control

