


# Flow

## Ring Pendant

SPECIFICATION DOCUMENT



### Overview

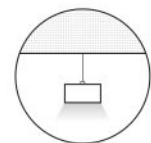
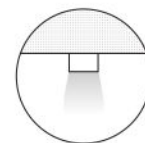
Flow Ring is available as pendant or surface mounted in a variety of sizes and downwards, inwards or outwards lighting direction. Suitable for use in different environments, it can be used as a single luminaire or in combination for general and feature lighting. It is available in white, black or silver finish and 3000K or 4000K.

Design options:

ARCS

LINES  
(STRAIGHT/TWISTED)

RINGS



Finish: ● **Black**

○ **White**

● **Silver**

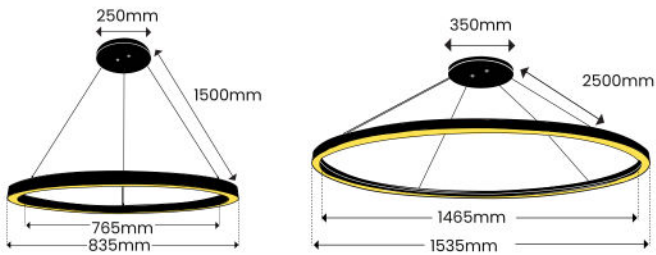
Kelvin: **3000K** **4000K**

Controls  
& Options: **DALI 2** **Casambi**

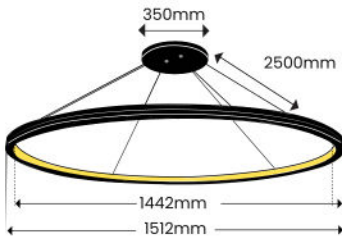


## Technical Drawings

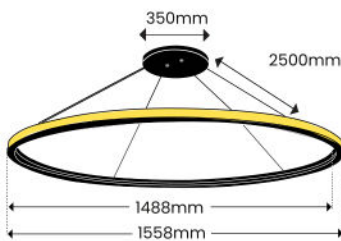
Downwards Light:



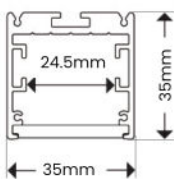
Inwards Light:



Outwards Light:



Profile (All):



## Overview

Applications	Interior
Construction Material	Aluminium
Diffuser Type	Silicone (flexible)
IP Rating	IP20
Mounting	Ceiling/wall mounted, Suspended
Ambient Temperature	-20°C to +40°C
Warranty	5 years

## Luminaire Output

Colour Temperature	3000K   4000K
CRI	>80 Ra
Beam Angle	120°
Operating Hours	50,000
LEDs	Bridgelux 2835

## Supply & Power

Voltage Range	100-277 VAC 50/60 Hz
Power Factor	>0.50
Inrush Current	DC24V
Protection Class IEC	Class II
Ambient Temperature	-20°C to +40°C
Driver	Integral in the ceiling plate
Cable entry	Back

## Product Codes & Specifications

Light Direction	Diameter of circle (mm)	Power	Lumens	Running Current	Weight (kg)
Downwards	800	50W	1390	DC1200mA	3.30
	1500	90W	5181	DC2.0A	5.87
Inwards	~1500	99W	4274	DC2.0A	5.87
Outwards			5893	DC2.0A	8.87

## Options

Option
White body
Silver body
Black body
3000K
4000K



## 3D Renders and installation examples

